



Creating a Daily Pass Shortcut on your iPhone

Step 1:
Find Safari on your iPhone and input the URL to the Daily Pass Tool.

<https://lausd-rts.powerappsportals.com/home>



Step 2:
Once on the correct page, click on the Share icon.

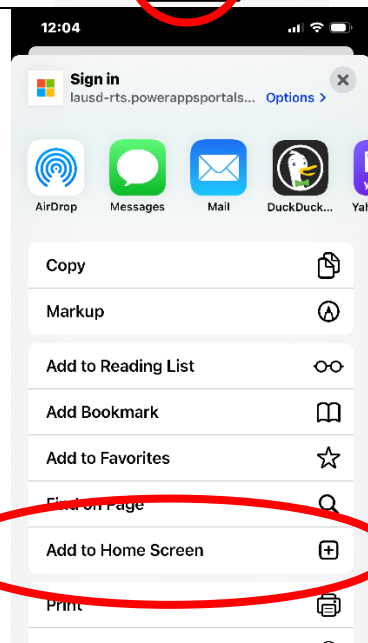


Welcome to Los Angeles Unified's Daily Pass! Your one-stop shop for a safer return to campus and to work. Employees, parents and students will be able to book their COVID-19 test appointments, get test results and answer the daily health check screening questions in an effort to do the best we can to keep ourselves and others as safe as possible. If you are a parent, you will need your Parent Portal Account. If you do not have a Parent Portal account, please register here:
<https://parentws.lausd.net/parentautherapp=passport>

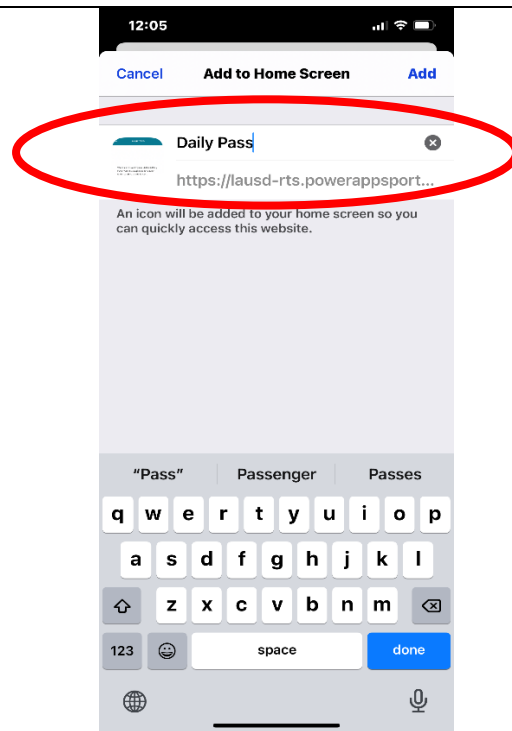
You may also contact your school site or



Step 3:
Select Add to Home Screen. You may need to scroll down to see this section.



Step 4:
Rename the Shortcut as Daily Pass for easy reference.



Step 5:
You can now click on the shortcut to access the Daily Pass as you would an APP.

